

# **ScandiNotes Five p.l.c.**

## **ScandiNotes® V**

**Investor Report**

**May 2009**

## Disclaimer

**This Investor Report is prepared by HSH Nordbank AG, Copenhagen Branch in its capacity as Investment Advisor and Arranger, on behalf of ScandiNotes V p.l.c. (the Issuer) as an introduction only and as a platform for further discussions. Any specification of terms, conditions and levels contained in the presentation is to be considered as examples of the advisory and structuring possibilities offered by HSH Nordbank AG, only. This Investor Report is not to be considered a commitment on behalf of or invitation by the HSH Nordbank AG to engage in any form of transaction. The analysis and levels used are indicative only and may change during the course of time. Changes of market conditions can cause variations to the assumptions employed as well as proposals and recommendations presented in this Investor Report. Furthermore, information amendments and additions received after the preparation of this Investor Report may cause changes in the analysis and market perceptions. We request recipients of this Investor Report to be mindful that any obligation which the HSH Nordbank AG might be requested to undertake will require prior approval from the respective granting committees and authorities.**

**The material in this Investor Report is prepared for the Investors and may not be reproduced or distributed either electronically, telegraphically or otherwise without prior written approval from HSH Nordbank AG.**

# 1) General Information on Notes

Series	ScandiNotes V Class A, "Super" senior	ScandiNotes V Class B, Senior	ScandiNotes V Class C, Mezzanine	ScandiNotes V Class D, Junior
Issuer	ScandiNotes Five p.l.c.	ScandiNotes Five p.l.c.	ScandiNotes Five p.l.c.	ScandiNotes Five p.l.c.
Moody's Rating	Aa2 (on review for possible downgrade)	Baa3 (on review for possible downgrade)	B3 (on review for possible downgrade)	Ca
ISIN code	DK0030071386	DK0030071469	DK0030071543	DK0030071626
Issue date	3 December 2007	3 December 2007	3 December 2007	3 December 2007
Expected maturity	5 December 2012	5 December 2012	5 December 2012	5 December 2012
Legal maturity	5 December 2015	5 December 2015	5 December 2015	5 December 2015
Call feature	The Issuer has the right, but not the obligation, to call the notes at par on December 5, 2012 and hereafter semi-annually	The Issuer has the right, but not the obligation, to call the notes at par on December 5, 2012 and hereafter semi-annually	The Issuer has the right, but not the obligation, to call the notes at par on December 5, 2012 and hereafter semi-annually	The Issuer has the right, but not the obligation, to call the notes at par on December 5, 2012 and hereafter semi-annually
Coupon	3-months Cibor + 30 bps, each 13 Mar, 13 Jun, 13 Sep & 13 Dec (excl. 13 Dec 2007), i.e. quarterly (act/360) up to and incl. Sep 2012, thereafter 6-month Cibor + 30bps + Step-up margin, each 5 Dec and 5 Jun, i.e. semi-annually	3-months Cibor + 10 bps, each 13 Mar, 13 Jun, 13 Sep & 13 Dec (excl. 13 Dec 2007), i.e. quarterly (act/360) up to and incl. Sep 2012, thereafter 6-month Cibor + 10bps + Step-up margin, each 5 Dec and 5 Jun, i.e. semi-annually	4% p.a. on 13 December (excl. 13 Dec 2007), i.e. annually (act/act) up to and incl. Dec 2011 and then on 5 Dec 2012, thereafter 4% + Step-up margin, each 5 Jun & 5 Dec, i.e. semi-annually	4% p.a. on 13 December (excl. 13 Dec 2007), i.e. annually (act/act) up to and incl. Dec 2011 and then on 5 Dec 2012, thereafter 4% + Step-up margin, each 5 Jun & 5 Dec, i.e. semi-annually
Step-up margin	If the notes are not redeemed at the expected maturity date (5 December 2012), a Step Up Margin will be added to the Coupon.	If the notes are not redeemed at the expected maturity date (5 December 2012), a Step Up Margin will be added to the Coupon.	If the notes are not redeemed at the expected maturity date (5 December 2012), a Step Up Margin will be added to the Coupon.	If the notes are not redeemed at the expected maturity date (5 December 2012), a Step Up Margin will be added to the Coupon.
Latest (Rough) indicative price levels Bid/Ask	Price: 40 - 60	Price: 75 - 80	Price: 75 - 80	Price: 0,25 - 5
Original Nominal amount	DKK 218,100,000.00	DKK 672,000,000.00	DKK 417,900,000.00	DKK 255,000,000.00

## 2) Portfolio events since issue date I

- Roskilde Bank made a sales agreement on 24 August 2008 with a new bank established by the Danish Central Bank and the Private Contingency Association to transfer all assets, including loan portfolio, name, etc. and all debts and other liabilities except for hybrid core capital and subordinated loan capital. The former Roskilde Bank changed name to "Selskabet af 1. September 2008 A/S". The latter filed for bankruptcy on 3 March 2009.

## 2) Portfolio events since issue date II

Due to the RA event of Roskilde Bank A/S, there will be a shortfall in the cash-flow required by the Issuer to service payments due under the Notes.

Thus, the Hedging Agreement has been terminated in part and the Class C Swap under the Hedging Agreement has been reset to reflect the loss of cash-flow from the above mentioned bank.

### **Junior Tranche**

The net result for the junior tranche is that the amounts payable to the Issuer on each payment date under the Class C Swap have been reduced from 4 per cent per annum on a notional amount of DKK 255,000,000 to 4 per cent per annum on a notional amount of DKK 37,190,000; and the amount payable to the Issuer on the termination date of the Class C Swap has been reduced from DKK 255,000,000 to DKK 37,190,000; a reduction of 85.4% .

**The loss for the junior Note holders is thus, subject to any potential recoveries from Roskilde bank, 85.4% of the investment.**

### 3) Underlying obligors in ScandiNotes® V and nominal amounts

ScandiNotes® V	Domicile	DKK	
Alm.Brand	Denmark	200.000.000	13,3%
Amagerbanken	Denmark	150.000.000	10,0%
Diba	Denmark	150.000.000	10,0%
Hadsten (Aarhus Lokalbank)	Denmark	75.000.000	5,0%
Lån & Spar	Denmark	75.000.000	5,0%
Max Bank	Denmark	50.000.000	3,3%
Middelfart	Denmark	100.000.000	6,7%
<b>Roskilde Bank*</b>	<b>Denmark</b>	<b>200.000.000</b>	<b>13,3%</b>
Skælskør Bank	Denmark	50.000.000	3,3%
Skjern Bank	Denmark	100.000.000	6,7%
Sparekassen Himmerland	Denmark	100.000.000	6,7%
Spar Nord	Denmark	100.000.000	6,7%
Totalbanken	Denmark	25.000.000	1,7%
Tønder	Denmark	50.000.000	3,3%
Østjysk Bank	Denmark	75.000.000	5,0%
<b>Total:</b>		<b>1.500.000.000</b>	<b>100,0%</b>

\* See previous information about Roskilde Bank.

## 4) Key Figures of the Underlying Obligors I

Country	Obligors	Total Assets			Total Equity			Subordinated Debt			Tier 2 ratio %			Loans and advances		
		2006	2007	Δ Pct.	2006	2007	Δ Pct.	2006	2007	Δ Pct.	2006	2007	Δ Pct.	2006	2007	Δ Pct.
<b>Denmark</b>																
<i>Amounts in DKK m</i>	Alm. Brand Bank	20.165	25.785	28%	1.785	1.917	7%	474	668	41%	12,1	11,7	-3%	13.128	17.116	30%
	Amagerbanken	24.724	31.101	26%	2.029	2.319	14%	1.094	1.351	23%	12,7	12,5	-2%	18.198	24.664	36%
	Aarhus Lokalbank	2.760	4.479	62%	251	328	31%	190	340	79%	10,9	12,1	11%	2.049	3.571	74%
	DiBa Bank	6.602	7.243	10%	734	723	-1%	150	325	117%	11,7	12,4	6%	4.430	5.156	16%
	Lån & Spar Bank	8.364	8.416	1%	694	713	3%	0	75	-	11,8	10,6	-10%	4.320	6.007	39%
	Max Bank	5.048	6.939	37%	481	489	2%	375	525	40%	15,6	14,5	-7%	3.672	4.958	35%
	Middelfart Sparekasse	4.166	5.024	21%	650	672	3%	75	308	311%	12,6	14,9	18%	2.956	3.483	18%
	<b>Roskilde Bank</b>	<b>30.052</b>	<b>41.983</b>	<b>40%</b>	<b>2.494</b>	<b>2.633</b>	<b>6%</b>	<b>2.121</b>	<b>2.526</b>	<b>19%</b>	<b>12,8</b>	<b>11,9</b>	<b>-7%</b>	<b>23.765</b>	<b>32.551</b>	<b>37%</b>
	Skjern Bank	4.149	5.358	29%	424	536	26%	120	220	83%	11,2	13,5	21%	3.149	3.919	24%
	Skælskør Bank	2.110	2.549	21%	277	300	8%	100	200	100%	11,6	12,6	9%	1.528	1.865	22%
	Sparekassen Himmerland	6.893	9.589	39%	1.277	1.459	14%	137	234.194	71%	14,4	13,4	-7%	4.438	5.583	26%
	Spar Nord Bank	58.565	63.394	8%	3.649	4.138	13%	1.458	1.770	21%	10,8	11,1	3%	34.318	40.939	19%
	Totalbanken	2.717	2.958	9%	294	348	18%	96	121	26%	11,9	12,3	3%	1.790	2.207	23%
	Tønder Bank	1.892	2.419	28%	238	269	13%	102	162	59%	13,0	14,2	9%	1.312	1.638	25%
	Østjyds Bank	4.260	5.953	40%	470	586	25%	278	403	45%	14,5	13,8	-5%	2.922	4.078	40%

Source: Annual reports 2008

## 4) Key Figures of the Underlying Obligors II

Country	Obligors	Operating Income**			and Guarantees		Total Loans and		Cost/Income ratio		
		2006	2007	Δ Pct.	2006	2007	2006	2007	2006	2007	Δ Pct.
<b>Denmark</b>											
<i>Amounts in DKK m</i>											
	Alm. Brand Bank	494	612	24%	-0,2%	-0,3%	1,2%	0,7%	67,1%	71,4%	6%
	Amagerbanken	1.118	1.081	-3%	0,0%	0,1%	1,5%	1,2%	42,6%	54,3%	27%
	Aarhus Lokalbank	114	125	10%	-0,1%	0,0%	0,6%	0,3%	54,1%	61,0%	13%
	DiBa Bank	372	313	-16%	-0,5%	-0,3%	1,3%	0,8%	66,7%	83,3%	25%
	Lån & Spar Bank*	322	342	6%	-0,3%	-0,1%	0,4%*	0,2%	90,9%	90,9%	0%
	Max Bank	274	241	-12%	-0,2%	-0,1%	1,2%	0,9%	58,1%	75,8%	30%
	Middelfart Sparekasse	290	274	-6%	0,0%	0,3%	1,1%	1,2%	66,7%	83,3%	25%
	<b>Roskilde Bank</b>	<b>1.135</b>	<b>1.110</b>	<b>-2%</b>	<b>0,0%</b>	<b>0,6%</b>	<b>0,7%</b>	<b>1,2%</b>	<b>38,9%</b>	<b>71,4%</b>	<b>84%</b>
	Skjern Bank	232	200	-14%	0,1%	0,3%	1,5%	1,5%	60,2%	74,1%	23%
	Skælskør Bank	151	159	5%	0,3%	0,4%	0,9%	0,9%	67,1%	69,4%	3%
	Sparekassen Himmerland	384	398	4%	-0,5%	-0,2%	3,0%	2,0%	34,6%	39,2%	13%
	Spar Nord Bank	1.927	1.889	-2%	0,7%	1,0%	1,3%	1,0%	63,3%	64,5%	2%
	Totalbanken	149	158	6%	-0,1%	-0,2%	1,2%	0,9%	41,8%	43,3%	4%
	Tønder Bank	110	123	12%	0,3%	0,3%	2,0%	1,7%	64,5%	64,5%	0%
	Østjyds Bank	198	238	20%	0,1%	0,2%	2,1%	1,7%	54,3%	56,8%	5%

\*Loan Loss Reserves/Total Loans and guarantees has been estimated by HSH Nordbank and calculated the following way: Provisions for Impairments/ (Guarantees + Loans to customers + Provisions for Impairments)

\*\*Operating income has been calculated by HSH Nordbank in the following way: Net interest & Net Fees + Trading Gains + Other Income

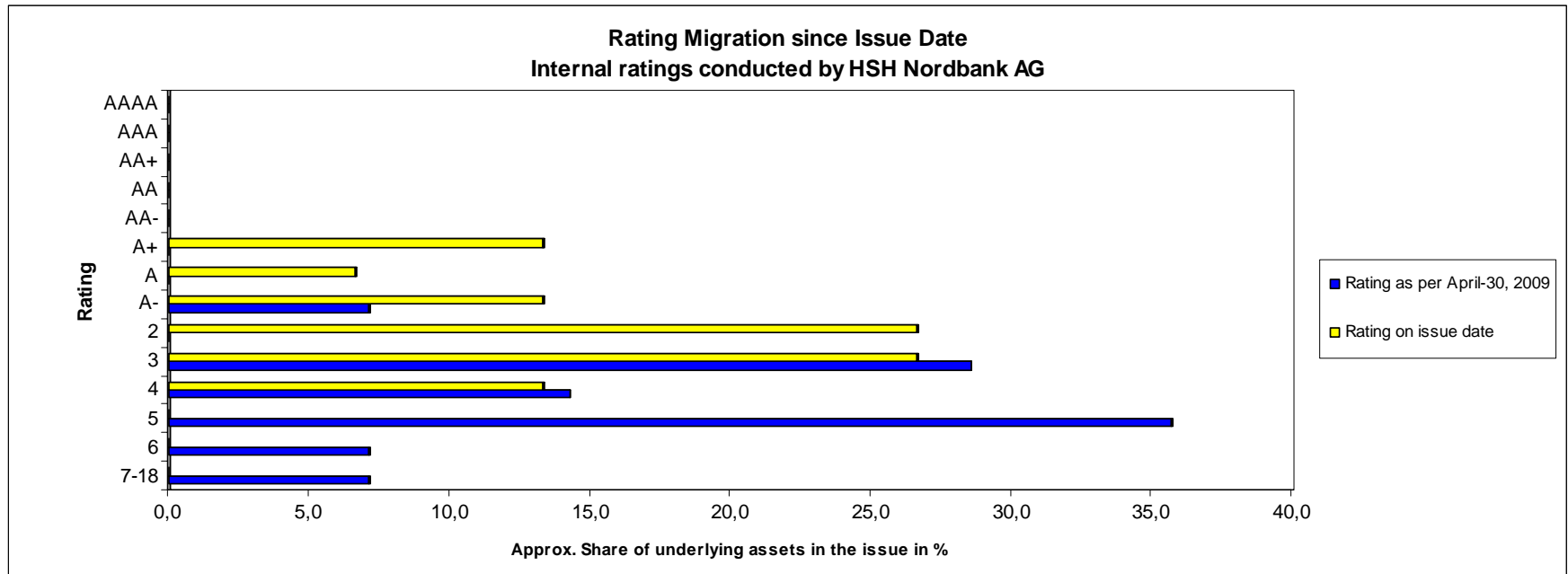
Source: Annual reports 2008

## 4) Key Figures of the Underlying Obligors III

Country	Obligors	Net Profit after tax			interest income			Income/Cost ratio			loans and advances			%		
		2006	2007	Δ Pct.	2006	2007	Δ Pct.	2006	2007	Δ Pct.	2006	2007	Δ Pct.	2006	2007	Δ Pct.
Denmark																
<i>Amounts in DKK m</i>	Alm. Brand Bank	167	157	-6%	516	602	17%	1,5	1,4	-7%	(27)	(50)	85%	72	37	-49%
	Amagerbanken	503	393	-22%	910	1.104	21%	2,4	1,8	-25%	(10)	18	-280%	52	72	38%
	Aarhus Lokalbank	41	37	-10%	93	121	30%	1,9	1,6	-16%	(5)	(1)	-80%	50	31	-38%
	DiBa Bank	87	40	-54%	300	310	3%	1,5	1,2	-20%	-35	-23	-34%	56	72	29%
	Lån & Spar Bank	31	28	-10%	322	344	7%	1,1	1,1	0%	-20	-9	-55%	202	26	-87%
	Max Bank	89	45	-49%	225	225	0%	1,7	1,3	-24%	(14)	(7)	-50%	68	85	25%
	Middelfart Sparekasse	74	36	-51%	208	216	4%	1,5	1,2	-20%	2	7	250%	5	53	960%
	Roskilde Bank	517	242	-53%	943	1.174	24%	2,6	1,4	-46%	-17	266	-1665%	46	69	50%
	Skjern Bank	67	43	-36%	176	191	9%	1,7	1,4	-18%	3	19	533%	41	91	122%
	Skælskør Bank	38	37	-3%	130	130	0%	1,5	1,4	-7%	9	13	44%	13	35	169%
	Sparekassen Himmerland	195	189	-3%	306	400	31%	2,9	2,6	-10%	26	41	58%	58	124	114%
	Spar Nord Bank	829	680	-18%	1.514	1.647	9%	1,6	1,6	0%	-169	-113	-33%	34	92	171%
	Totalbanken	68	67	-1%	124	132	6%	2,4	2,3	-4%	-3	-6	100%	93	50	-46%
	Tønder Bank	30	38	27%	91	102	12%	1,6	1,6	0%	(7)	(5)	-29%	85	93	9%
	Østjyds Bank	67	79	18%	167	221	32%	1,8	1,8	0%	5	15	200%	89	91	2%

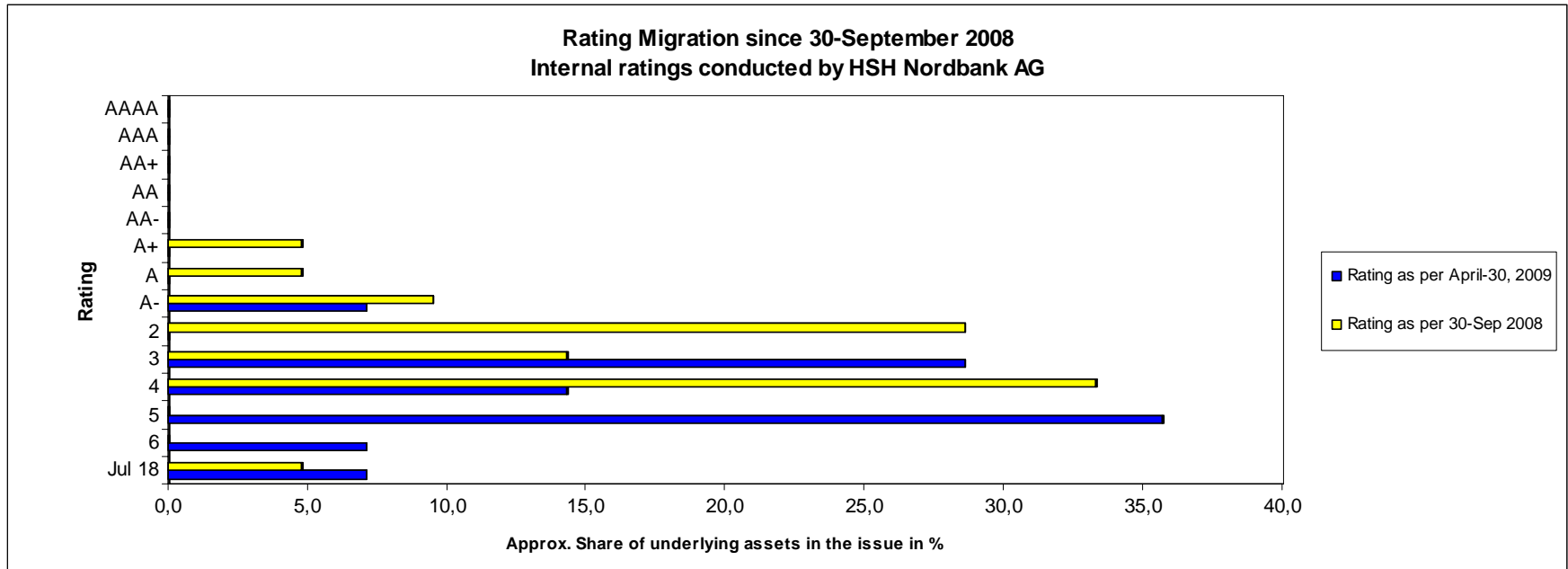
Source: Annual reports 2008

## 5) Ratings of underlying obligors I



Note: HSH Nordbank AG's internal rating scale runs over 25 steps from 1(AAAA) as the best rating to 18 as the poorest rating.

## 5) Ratings of underlying obligors II



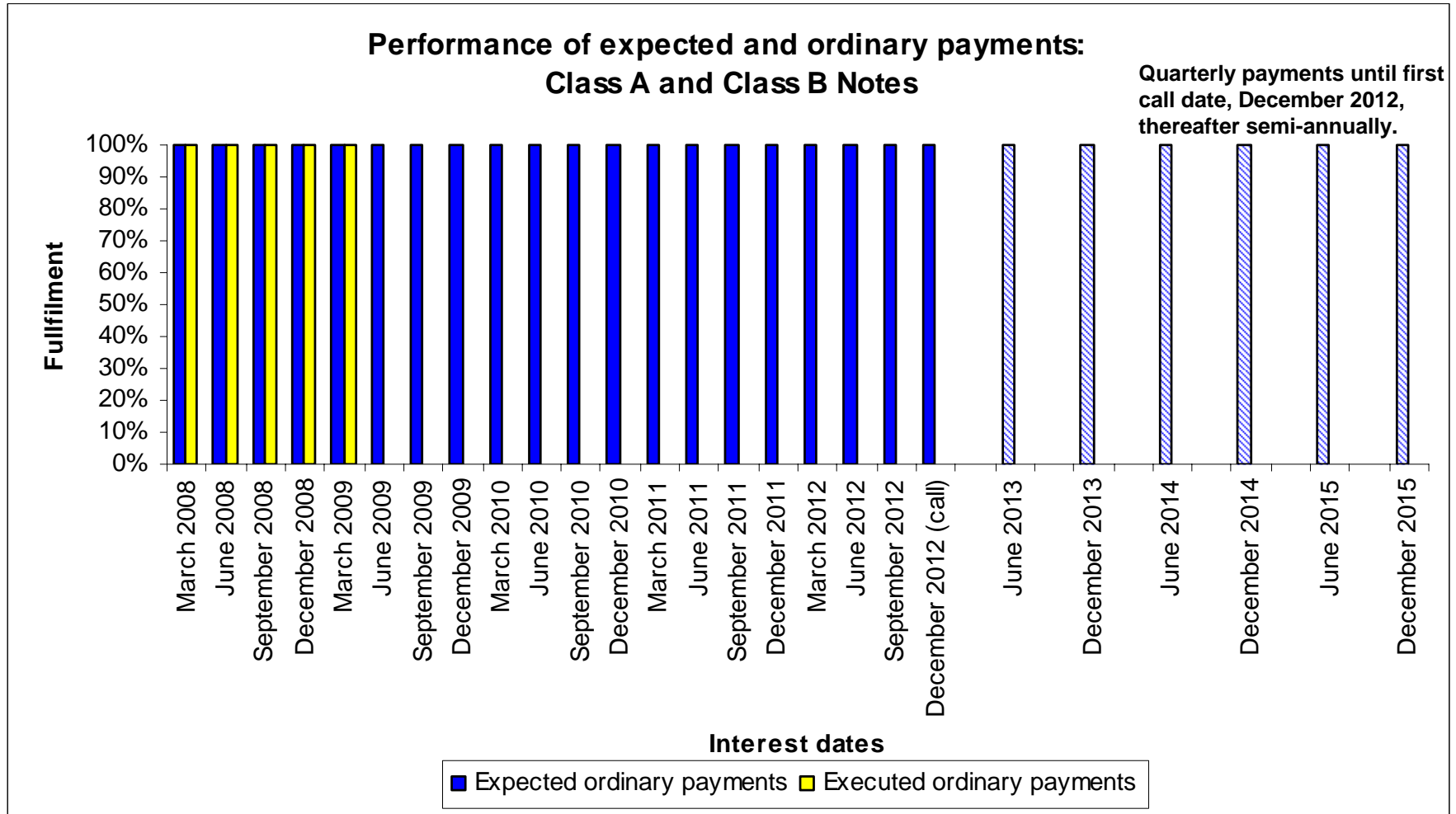
Note: HSH Nordbank AG's internal rating scale runs over 25 steps from 1(AAAA) as the best rating to 18 as the poorest rating.

## 6) Rating of issued Notes

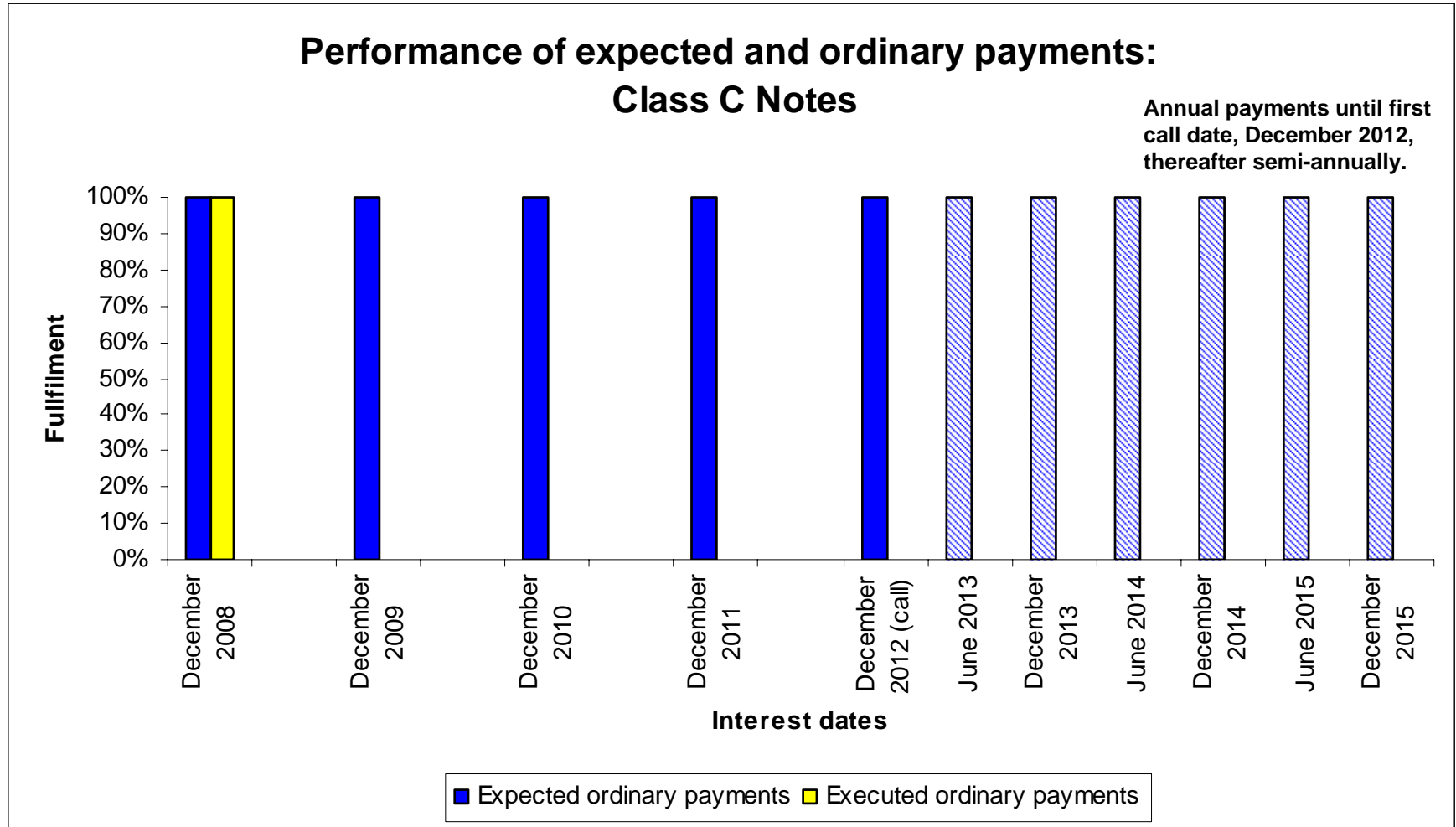
<i>Tranche</i>	<i>Current Moody's Rating</i>	<i>Moody's Rating as of last Reporting Date</i>	<i>Initial Moody's Rating</i>
A – "Super" Senior	<b>Aa2</b> <b>(on review for possible downgrade)</b>	Aaa	Aaa
B – Senior	<b>Aaa *</b>	Aaa	Aaa
C – Mezzanine	<b>Aaa *</b>	Aaa	Aaa
D – Junior	<b>Ca</b>	Ba3	Ba3

\* The B- and C classes are guaranteed by the EIF and hence have Aaa ratings. The underlying notes without the guarantee have been downgraded to Baa3 and B3 respectively and are on review for further downgrades.

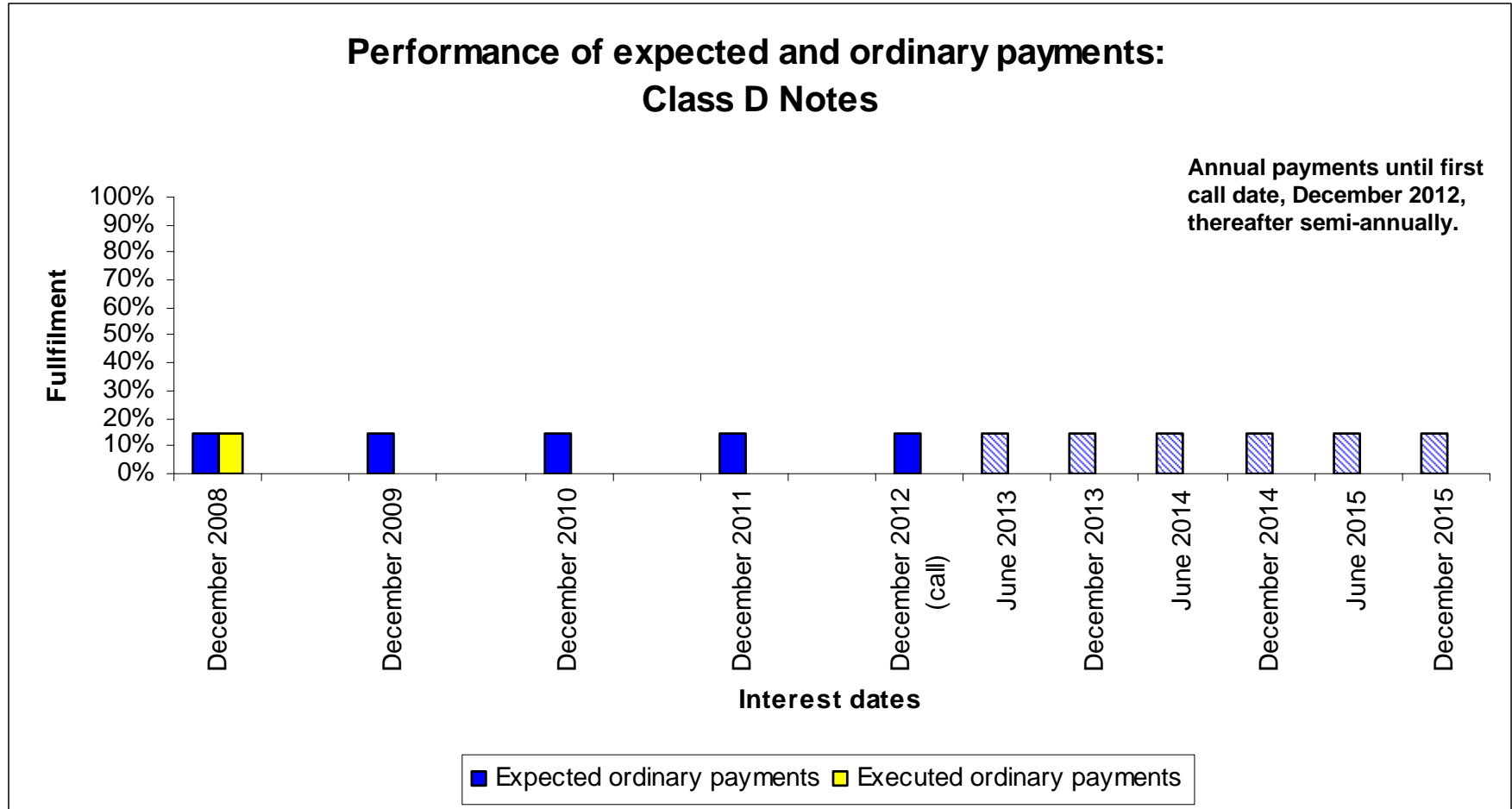
## 7) Performance of expected & ordinary payments I



## 7) Performance of expected & ordinary payments II



## 7) Performance of expected & ordinary payments III



## Contacts:

<b>Christian Smaragdis</b>	<b>Structurer</b>	<b>+45 33 44 96 25</b>	<b>csm@hsh-nordbank.dk</b>
<b>Christian Kasten</b>	<b>Structurer</b>	<b>+49 431 900 14820</b>	<b>jobst-christian.kasten@hsh-nordbank.com</b>
<b>Ken Øxby</b>	<b>Controller</b>	<b>+45 33 44 97 38</b>	<b>ken@hsh-nordbank.dk</b>
<b>Denise Lamers</b>	<b>Reporting &amp; Administration</b>	<b>+49 431 900 14852</b>	<b>denise.lamers@hsh-nordbank.com</b>
<b>Niels Petersen</b>	<b>Reporting &amp; Administration</b>	<b>+49 431 900 14681</b>	<b>niels.petersen@hsh-nordbank.com</b>